



DSRV AND CO LLP

(Formerly known as Dinesh Mohan & CO)
CHARTERED ACCOUNTANTS

HOUSE NO. 2414, SECTOR-9, FARIDABAD-121006: PHONE: +91129-4084841

INDEPENDENT AUDITOR'S REPORT ON AUDIT OF THE STANDALONE FINANCIAL RESULTS TO THE BOARD OF DIRECTORS OF TALBROS ENGINEERING LIMITED

Opinion

We have audited the accompanying Statement of Standalone Financial Results of TALBROS ENGINEERING LIMITED (the "Company"), for the quarter and year ended March 31, 2022 (the "Statement"), being submitted by the Company pursuant to the requirement of Regulation 33 of the SEBI (Listing Obligations and Disclosure Requirements) Regulations, 2015, as amended (the "Listing Regulations").

In our opinion and to the best of our information and according to the explanations given to us, the statement:

- is presented in accordance with the requirements of Regulation 33 of the Listing Regulations; and
- gives a true and fair view in conformity with the recognition and measurement principles laid down in the Indian Accounting Standards ("Ind AS") and other accounting principles generally accepted in India of the net profit and total comprehensive income and other financial information of the Company for the quarter and year then ended March 31, 2022.

Basis for Opinion

We conducted our audit of the Statement in accordance with the Standards on Auditing ("SA")s specified under Section 143(10) of the Act. Our responsibilities under those Standards are further described in the Auditor's Responsibilities for the Audit of the Standalone Financial Results section of our report. We are independent of the Company in accordance with the Code of Ethics issued by the Institute of Chartered Accountants of India ("ICAI") together with the ethical requirements that are relevant to our audit of the Standalone Financial Results for the quarter and year ended March 31, 2022 under the provisions of the Act and the Rules thereunder, and we have fulfilled our other ethical responsibilities in accordance with these requirements and the ICAI's Code of Ethics. We believe that the audit evidence obtained by us is sufficient and appropriate to provide a basis for our audit opinion.

Management's Responsibilities for the Standalone Financial Results

This Statement, which includes the Standalone financial results is the responsibility of the Company's Board of Directors, and has been approved by them for the issuance. The Statement has been compiled from the related audited Interim condensed standalone financial statements for the three months and year ended March 31, 2022. This responsibility includes preparation and presentation of the Standalone Financial Results for the quarter and year ended March 31, 2022 that give a true and fair view of the net profit and other comprehensive income and other financial information in accordance with the recognition and measurement principles laid down in Ind AS, prescribed under Section 133 of the Act, read with relevant rules issued thereunder and other



accounting principles generally accepted in India and in compliance with Regulation 33 of the Listing Regulations. This responsibility also includes maintenance of adequate accounting records in accordance with the provisions of the Act for safeguarding the assets of the Company and for preventing and detecting frauds and other irregularities; selection and application of appropriate accounting policies; making judgments and estimates that are reasonable and prudent; and the design, implementation and maintenance of adequate internal financial controls that were operating effectively for ensuring the accuracy and completeness of the accounting records, relevant to the preparation and presentation of the Standalone Financial Results that give a true and fair view and is free from material misstatement, whether due to fraud or error.

In preparing the Standalone Financial Results, the Board of Directors is responsible for assessing the Company's ability, to continue as a going concern, disclosing, as applicable, matters related to going concern and using the going concern basis of accounting unless the Board of Directors either intends to liquidate the Company or to cease operations, or has no realistic alternative but to do so.


The Board of Directors is also responsible for overseeing the financial reporting process of the Company.

Auditor's Responsibilities for the Audit of the Standalone Financial Results

Our objectives are to obtain reasonable assurance about whether the Standalone Financial Results as a whole is free from material misstatement, whether due to fraud or error, and to issue an auditor's report that includes our opinion. Reasonable assurance is a high level of assurance, but is not a guarantee that an audit conducted in accordance with SAs will always detect a material misstatement when it exists. Misstatements can arise from fraud or error and are considered material if, individually or in the aggregate, they could reasonably be expected to influence the economic decisions of users taken on the basis of this Standalone Financial Results.

As part of an audit in accordance with SAs, we exercise professional judgment and maintain professional scepticism throughout the audit. We also:

- Identify and assess the risks of material misstatement of the Standalone Financial Results, whether due to fraud or error, design and perform audit procedures responsive to those risks, and obtain audit evidence that is sufficient and appropriate to provide a basis for our opinion. The risk of not detecting a material misstatement resulting from fraud is higher than for one resulting from error, as fraud may involve collusion, forgery, intentional omissions, misrepresentations, or the override of internal control.
- Obtain an understanding of internal financial controls relevant to the audit in order to design audit procedures that are appropriate in the circumstances, but not for the purpose of expressing an opinion on the effectiveness of such controls.
- Evaluate the appropriateness of accounting policies used and the reasonableness of accounting estimates made by the Board of Directors.
- Evaluate the appropriateness and reasonableness of disclosures made by the Board of Directors in terms of the requirements specified under Regulation 33 of the Listing Regulations.
- Conclude on the appropriateness of the Board of Directors' use of the going concern basis of accounting and, based on the audit evidence obtained, whether a material uncertainty exists related to events or conditions that may cast significant doubt on the ability of the Company to continue as a going concern. If we conclude that a material uncertainty exists, we are required to draw attention in our auditor's report to the related disclosures in the Statement or, if such disclosures are inadequate, to modify our opinion. Our conclusions are based on the audit evidence obtained up to the date of our auditor's report. However, future events or conditions may cause the Company to cease to continue as a going concern.



- Evaluate the overall presentation, structure and content of the Standalone Financial Results, including the disclosures, and whether the Standalone Financial Results represent the underlying transactions and events in a manner that achieves fair presentation.
- Obtain sufficient appropriate audit evidence regarding the Standalone Financial Results of the Company to express an opinion on the Standalone Financial Results.

Materiality is the magnitude of misstatements in the Standalone Financial Results that, individually or in aggregate, makes it probable that the economic decisions of a reasonably knowledgeable user of the Standalone Financial Results may be influenced. We consider quantitative materiality and qualitative factors in (i) planning the scope of our audit work and in evaluating the results of our work; and (ii) to evaluate the effect of any identified misstatements in the Standalone Financial Results.


We communicate with those charged with governance regarding, among other matters, the planned scope and timing of the audit and significant audit findings, including any significant deficiencies in internal control that we identify during our audit.

We also provide those charged with governance with a statement that we have complied with relevant ethical requirements regarding independence, and to communicate with them all relationships and other matters that may reasonably be thought to bear on our independence, and where applicable, related safeguards.

Other Matters

The Standalone annual financial results include the results for the quarter ended 31st March 2022 being the balancing figure between the audited figures in respect of the full financial year and the published unaudited year to date figures up to the third quarter of the current financial year which were subject to limited review by us.

For D S R V AND CO LLP
(Formerly known as Dinesh Mohan & Co.)
Chartered Accountants
FRN: 006993 N


D.K. AGARWAL
(PARTNER)
M.NO: 85714



Place- Faridabad
Date- 23.05.2022
UDIN: 22085714AJKXSP5452

TALBROS ENGINEERING LIMITED

Regd. Off. Plot No.74-75-76, Sector-6, Faridabad, Haryana 121006 Ph # 0129-4284300 Fax # 0129-4061541,

Email : cs@talbrosaxles.com

CIN - L74210HR1986PLC033018

STATEMENT OF RESULTS FOR THE QUARTER ENDED ON 31.03.2022

(Rs. In Lacs)

S.No	Particulars	QUARTER ENDED			YEAR ENDED	
		31.03.2022	31.12.2021	31.03.2021	31.03.2022	31.03.2021
		(Audited)	(Unaudited)	(Audited)	(Audited)	(Audited)
1	Revenue from operations					
	a) Net sales/Income from operations	10820.10	8720.69	8,497.21	35,114.18	23,886.39
	b) Other income	26.48	45.83	30.22	109.81	50.54
	Total income	10,846.58	8,766.52	8527.43	35,223.99	23,936.93
2	Expenses					
	a) Cost of raw material consumed	5232.43	4482.85	4,249.00	17,849.32	10,916.12
	b) Changes in inventories of finished goods and work-in-progress	50.19	(548.88)	(254.73)	(1,172.61)	304.25
	c) Employee benefit cost	773.27	605.74	624.46	2,383.62	1,823.41
	d) Finance cost	308.11	205.13	124.41	845.24	584.73
	e) Depreciation and amortisation expense	213.40	215.00	203.01	853.40	803.01
	f) Other expenses	3360.35	3027.01	2,963.04	11,542.82	8,057.13
	Total expenses	9,937.75	7,986.85	7,909.19	32,301.80	22,488.65
3	Profit before exceptional and extraordinary items and tax	908.83	779.67	618.24	2,922.20	1,448.27
4	Exceptional Items	-	-	-	-	-
5	Profit before extraordinary items and tax	908.83	779.67	618.24	2,922.20	1,448.27
6	Tax expenses	267.54	154.29	144.00	712.33	382.93
	- Current tax	276.00	154.00	156.00	750.00	391.00
	- Deferred tax	-8.46	-3.50	(12.00)	(41.46)	(16.00)
	- Earlier year tax	0.00	3.79	-	3.79	7.93
7	Net Profit/(Loss) from ordinary activities after tax	641.30	625.38	474.24	2,209.87	1,065.34
8	Extraordinary Items (net of tax expense)	-	-	-	-	-
9	Net (Loss)/Profit for the period	641.30	625.38	474.24	2,209.87	1,065.34
	Other comprehensive income	5.73	-	8.01	5.73	10.95
	a) Items that will not be reclassified to profit & loss (Net of Tax)	5.73	-	8.01	5.73	8.01
	b) Items that will be reclassified to profit & loss (Net of Tax)	-	-	-	-	2.94
10	Total comprehensive income	647.02	625.38	482.25	2,215.60	1,076.29
	Paid-up equity share capital					
	No. of Equity shares	5,076,504	5,076,504	5,076,504	5,076,504	5,076,504
11	Earnings per share (Before extraordinary items) (of Rs. 10/- each) (not annualised):					
	(a) Basic	12.75	12.32	9.50	43.64	21.20
	(b) Diluted	12.75	12.32	9.50	43.64	21.20



STATEMENT OF ASSETS & LIABILITIES

S.No.	Particulars	As at	As at
		31.03.2022	31.03.2021
		Audited	Audited
A	ASSETS		
1	Non-current assets		
	a) Property, Plant & equipment	8,596.42	7,478.72
	b) Other intangible assets	21.20	24.00
	c) Capital work-in-progress	938.21	1,037.79
	d) Financial assets		
	i) Investments	8.60	8.60
	ii) Trade receivables	0.62	1.44
	ii) Long term loans and advances	359.29	325.58
	iii) other non current assets	1,754.12	304.49
	Total non-current assets	11,678.46	9,180.61
2	Current assets		
	a) Inventories	4,822.78	3,996.60
	b) Financial assets		
	i) Trade receivables	7,104.10	4,048.34
	ii) Cash and cash equivalents	4.25	373.90
	iii) Other Bank Balances	9.49	10.69
	iv) Loans	4.10	6.26
	v) Assets for current tax	-	32.88
	c) Other current assets	1,023.39	1,130.76
	Total current assets	12,968.12	9,599.42
	TOTAL - ASSETS	24,646.58	18,780.04
B	EQUITY & LIABILITIES		
1	Equity		
	a) Equity share capital	507.65	507.65
	b) Other equity	8,752.24	6,618.82
	Total equity attributable to equity holders	9,259.89	7,126.47
2	Liabilities		
	Non-current liabilities		
	a) Financial liabilities		
	i) Long term borrowings	4,843.26	2,726.17
	b) Deferred tax liabilities (Net)	298.94	340.40
	c) Long term provisions	46.39	35.32
	Total long term liabilities	5,188.60	3,101.89
	Current liabilities		
	a) Financial liabilities		
	i) Short term borrowings	4,947.54	4,842.54
	ii) Trade payables	3,440.79	2,695.97
	b) Other current liabilities	1,743.33	982.76
	c) Short term provisions	66.43	30.41
	Total current liabilities	10,198.09	8,551.68
	TOTAL - EQUITY & LIABILITIES	24,646.58	18,780.04



STATEMENT OF CASH FLOWS

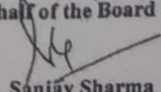
Particulars	for the period ended on 31.03.2022	for the period ended on 31.03.2021
	(Audited)	(Audited)
Net Profit before taxation, and exceptional item	2,922.20	1,448.27
Adjustment for:	853.40	803.01
Depreciation	-	-
Preliminary Expenses W/off	845.24	584.73
Interest Paid	(4.50)	(0.06)
Loss/(Profit) on Sale of Fixed Assets	-	(6.30)
Interest Received	-	-
Exceptional Items	4,616.34	2,829.65
Operating Profit before Working Capital Changes	-	-
Adjustments for:-	(3,054.94)	(943.32)
Trade and Other Receivables	(826.18)	(668.86)
Inventories	(180.55)	(1,001.94)
Other Current Assets	744.82	833.86
Trade Payables	470.77	923.92
Other Current Liabilities	-	-
CASH GENERATED FROM OPERATIONS:	1,770.24	1,973.31
Interest paid	(845.24)	(584.73)
NET CASH FLOW FROM/(USED IN) OPERATING ACTIVITIES (A)	925.00	1,388.58
Interest Received	-	6.30
Purchase of Fixed Assets	(1,872.71)	(622.98)
Sale of Fixed Assets	8.19	12.70
Dividend Received	-	-
NET CASH FLOW FROM/(USED IN) INVESTING ACTIVITIES (B)	(1,864.52)	(603.98)
Proceeds from /(Repayment) of long Term Borrowings	2,128.17	(152.12)
Proceeds from Share Capital	-	-
Proceeds from Security Premium	-	-
Dividend paid	(76.15)	-
Dividend Distribution Tax Paid	-	-
Proceeds from /(Repayment) of long Term Loans & Advances	(1,483.34)	(266.65)
NET CASH FLOW FROM FINANCING ACTIVITIES (C)	568.68	(418.77)
INCREASE IN CASH OR CASH EQUIVALENTS (A+B+C)	(370.84)	365.83
Cash/Cash Equivalents as at 1st April (Opening Balance)	384.58	18.75
Cash/Cash Equivalents as at 31st March (Closing Balance)	13.74	384.58

Notes:

- The above unaudited standalone financial results for the quarter and year ended on March 31, 2022 have been reviewed by the Audit Committee and approved by the Board of Directors at their meetings held on 23rd May 2022..
- These results have been prepared on the basis of audited standalone financial statements, which are prepared in accordance with the Indian Accounting Standards (Ind-AS) as prescribed under Section 133 of the Companies Act, 2013 and notified by the Ministry of Corporate Affairs under the Companies (Indian Accounting Standards) Rules, 2015 (as ammended)
- Figures for the quarter ended March 31, 2022 and March 31, 2021 as reported in these financial results, are the balancing figures between audited figures in respect of relevant full financial years and the reviewed year to date figures upto the end of the third quarter of the respective financial years.
- Figures for the Corresponding Quarter has been regrouped/re-classified wherever necesar to confirm to current quarter
- The above results of the Company are available on the Company's website www.talbrosexles.com and on www.bseindia.com

Place : Faridabad
Date: 23.05.2022



For and on behalf of the Board

 Sanjay Sharma
 Executive Director
 DIN: 06394774
 H. No. 1002 Sector 8, Faridabad.
 Haryana -121006

